

Themes

My Toybox

Toys are a special part of children's lives, and toddlers often have beloved toys. This theme focuses on all types of playthings—how they function, their textures and colors, and any special features. Children will share the pride they take in toys from home with a special show-and-tell day. Turn-taking will also be explored.

Hopping & Hatching

Learn about bunnies and chicks and other baby animals in this spring theme. Children will practice using gentle hands, notice early signs of spring, and explore all types of sounds and movements.

Puddle Play

There are many changes in nature during spring. The pitter-patter of April showers may be followed by thunderstorms, mud puddles, sunshine, and rainbows. Explore all the changes spring has to offer during this theme.


Sail Away

Children will love pretending to sail across blue waters, floating toy boats in water, moving to sailing songs, and much more in this aquatic transportation theme!

Vocabulary

toys, stuffed animals, trains, bunny and chick, spring, nest, rain, puddle, mud, sailboat, life jacket, lighthouse


Colors/Shapes



Opposites

open/
closed

Sign Language



play

Both hands form a Y sign and twist back and forth from the wrist.



ball

Form a ball shape with hands.



bunny

Place fists on top of head. Move fingers up and down like bunny ears twitching.

Learn with Me!

• Our Toybox

Grab an empty box to collect toys you know your child has not played with in a long time—maybe toys stored in a closet or on a high shelf. Label the box "Our Toybox." Bring out the box of toys and set it on the floor. Invite your child to rediscover the toys. In what ways can the toys be played with and explored? Save the collected toys to use on rainy days and for bonding time.

• Puddle Hunt

Go for a walk with your child around the neighborhood after a rain storm to look for puddles. Be sure to wear appropriate gear! Engage in conversations as you walk with together. Wonder aloud about how many puddles there are or how big or small they are. Jump in the puddles as interested. Gather some leaves and rocks to throw in the puddle together.

My Project: Egg and Pan Prop

When I bring this project home, we can:

- Pretend to cook and eat eggs with the pan prop and egg.
- Talk about other ways to cook eggs and maybe practice a few of them.
- Discuss our home's kitchen safety guidelines.
- Plan a family breakfast together where I help make eggs.



Graphic is intended to show sample of project.
Materials may be substituted or used differently.

FAMILY CONNECTION

Book List

Gideon and Otto

by Olivier Dunrea

Peek-a-Boo Little Chick

by Yu-Hsuan Huang

Sometimes Babies

by Charlotte Trounce

In the Rain

by Elizabeth Spurr

You Are My Baby: Ocean

by Lorena Siminovich

Little Blue Boat: Ocean

Lift-a-Flap

by Ginger Swift

Songs

Honey Bunny

Sung to "Twinkle, Twinkle, Little Star"

Honey bunny, you're so sweet!

I love your bouncy little feet.

I love your twitchy little nose.

I love your wiggly little toes.

I love your little fingers too.

Honey bunny, I love you!



Sailing

Sung to "My Bonnie"

We're sailing across the blue water.

The wind in our sails makes us go.

We're sailing across the blue water.

The water is splashing below.

Sailing, sailing,

The wind in our sails makes us go—heigh-ho!

Sailing, sailing,

The wind in our sails makes us go.



Recipe

Egg Salad


6 eggs

¼ cup mayonnaise

1 tablespoon mustard

salt and pepper

crackers or bread



Place eggs in a pot and cover with water. Bring to a boil. Reduce heat and simmer for 10 minutes. Drain. Cover with cold water and cool. Peel and chop the eggs. Stir in mayonnaise and mustard. Add additional mayonnaise if you prefer a creamier salad. Add salt and pepper to taste. Serve on crackers, or use as a filling for sandwiches.

Reminders
